


A Series (Zone 1 & 2 / 21 & 22)

Product information

The A Series LED luminaire is the ideal choice for marine and hazardous applications. They can be used in locations where moisture, dirt, dust, corrosion and vibration may be present, or areas where wind, water, snow or high ambient can be expected.



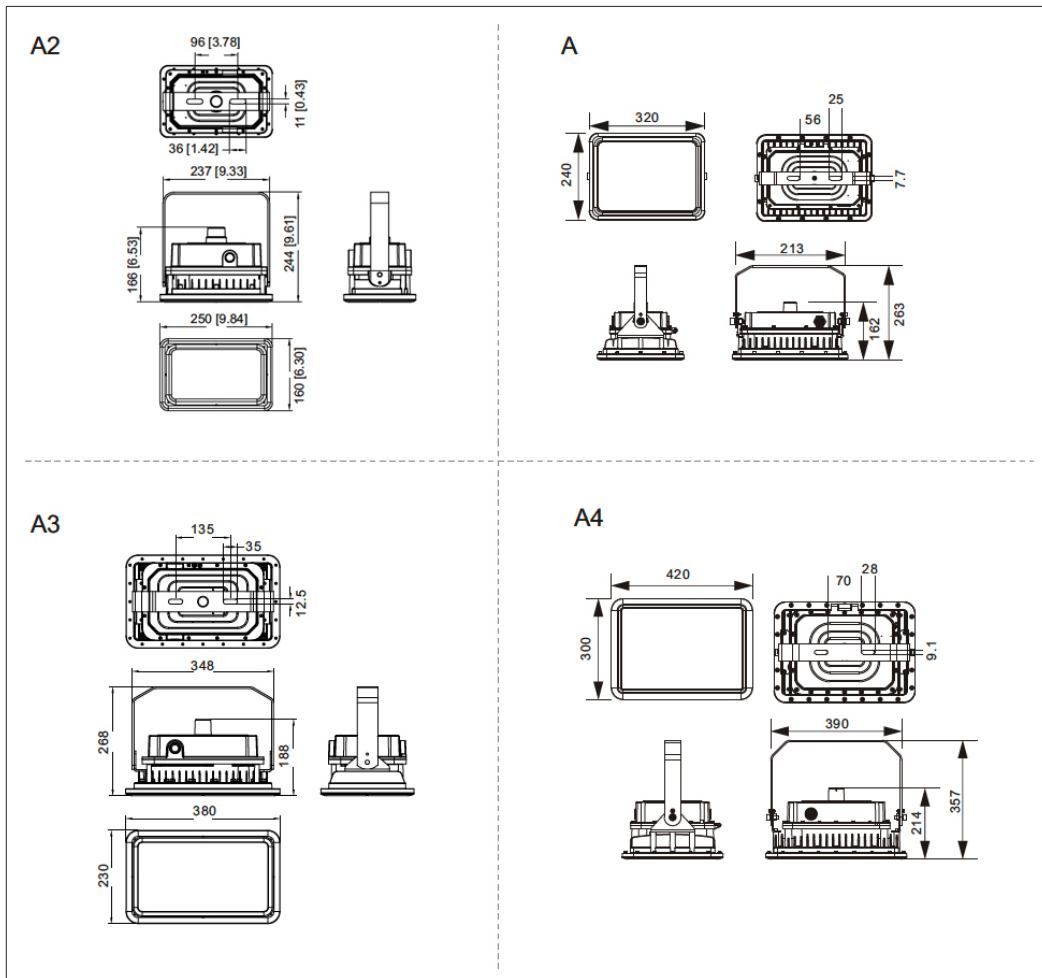
TECHNICAL INFORMATION

Data subject to change, please visit our website for upto date specifications: melec.com.au

	EX-20W A2XYZA EX-40W A2XYZA EX-60W A2XYZA	EX-80W AXYZA EX-100W AXYZA	EX-120W A3XYZA EX-150W A3XYZA EX-200W A3XYZA	EX-250W A4XYZA EX-300W A4XYZA EX-400W A4XYZA
Rated Power:	EX-20W A2XYZA 20W EX-40W A2XYZA 40W EX-60W A2XYZA 60W	EX-80W AXYZA 80W EX-100W AXYZA 100W	EX-120W A3XYZA 120W EX-150W A3XYZA 150W EX-200W A3XYZA 200W	EX-250W A4XYZA 250W EX-300W A4XYZA 300W EX-400W A4XYZA 400W
Input Voltage:	100-277VAC	200-240VAC		
Input Frequency:	50/60Hz			
Power Factor:	>0.95			
Emergency Function:	No emergency function		Optional (TGA emergency pack)	
Lumen Output:	EX-20W A2XYZA 2800lm EX-40W A2XYZA 5600lm EX-60W A2XYZA 8400lm	EX-80W AXYZA 11200lm EX-100W AXYZA 14000lm	EX-120W A3XYZA 16800lm EX-150W A3XYZA 21000lm EX-200W A3XYZA 28000lm	EX-250W A4XYZA 35000lm EX-300W A4XYZA 42000lm EX-400W A4XYZA 56000lm
Lumens Per Watt:	140lm/W			
CCT:	3000K - 6500K	2200K - 7000K		
CRI:	>70			
Beam Angle:	40°, 60°, 90°, 120°	40°, 60°, 90°		
Dimming:	0-10V dimming optional	Both non-dimmable and 0-10V dimming are available		
Ambient Operating Temperature :	T3: -40°C to +55°C	T5 : -40°C to +45°C T6 : -40°C to +40°C	T5 : -40°C to +45°C T6 : -40°C to +40°C	EX-250W A4XYZA T5: -40°C TO +40°C EX-300W A4XYZA T5: -40°C TO +40°C EX-400W A4XYZA T5: -40°C TO +25°C
Housing material :	Die - cast aluminium	Copper - free aluminium		
Lens :	Tempered glass & PC			
Hardware :	Stainless steel			
Fixture Colour :	Gray RAL7040 (Standard)			
Protection :	IP66/IP67 /IK08 (glass cover)/IK10 (with wire guard)			
Mounting :	Ceiling , Wall , Hook , Pole , Arm , Stanchion			
Cable Entries:*	Side: M20 (standard); M25, 1/2" NPT, 3/4" NPT (optional) Top: 3/4" NPT (standard)	Side: 3/4 NPT, M20, M25, 1/2NPT Top: 3/4 NPT, M25		
Size:	259mm x 160mm x 206mm	318mm x 240mm x 165mm	378mm x 231mm x 269mm	422mm x 300mm x 211mm
Warranty:	5 Years			

*Cable Entries: For side and top, 3/4 NPT is standard. If others are required, customer needs to indicate when placing an order.

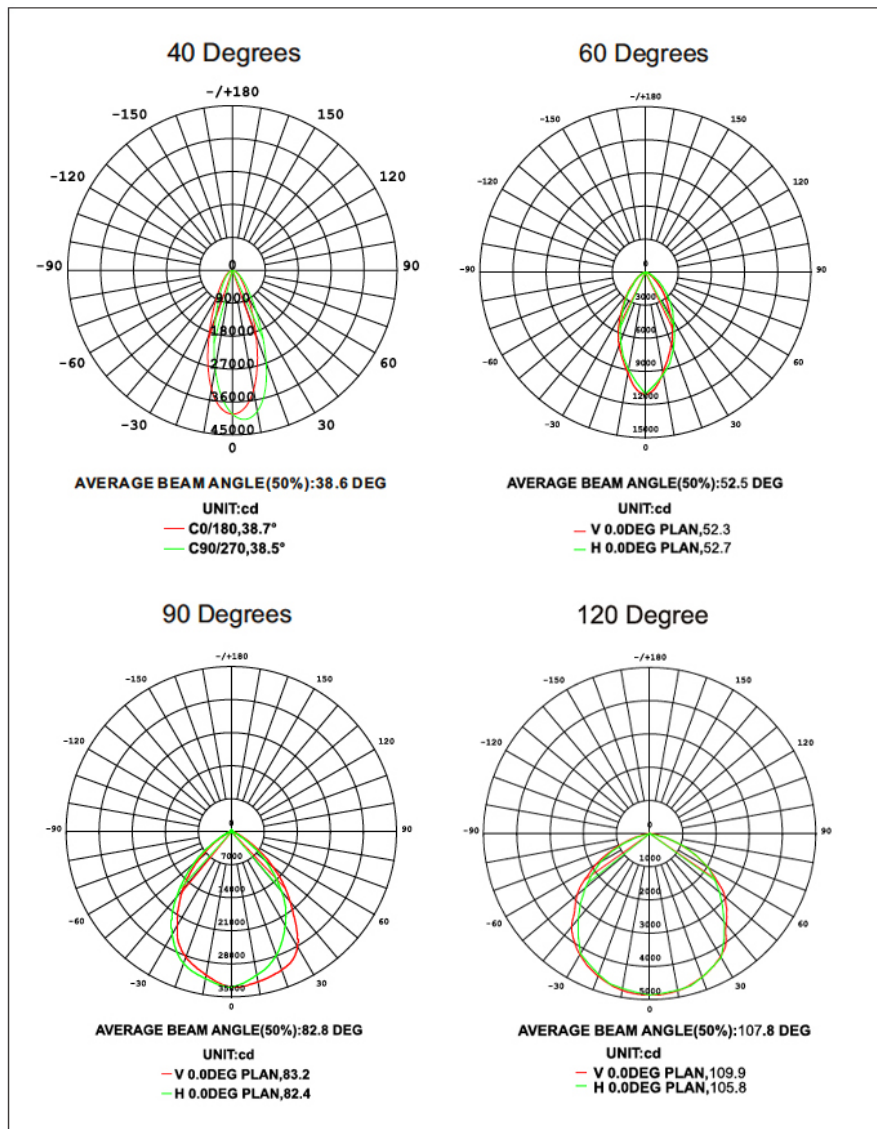
PRODUCT DIMENSIONS



Model	Net Weight*	Gross Weight*	Quantity/Carton	Package Dimensions (LxWxH)
EX-XXXW A2XYZA	4.15 kg	5.30 kg	1 pc	365x270x305mm
EX-XXXW AXYZA	6.95kg	7.90kg	1 pc	375x340x215mm
EX-XXXW A3XYZA	8.30kg	10.30kg	1 pc	485x340x365mm
EX-XXXW A4XYZA	15.1kg	15.80kg	1 pc	510x480x350mm

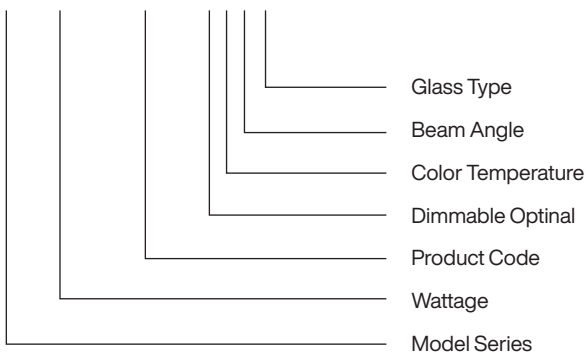
*Please note that net weight and gross weight may be subject to change because of actual configuration.

PHOTOMETRIC



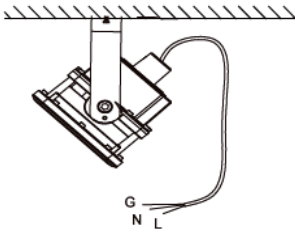
ORDERING GUIDE

EX - XXXW - A/A3/A4 - X Y Z A



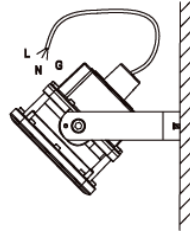
ACCESSORIES

CEILING MOUNTING



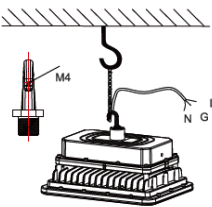
BRACKET

WALL MOUNTING



BRACKET

HOOK MOUNTING

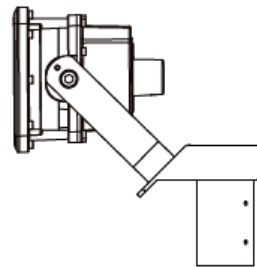


Hook
Ex - Hook



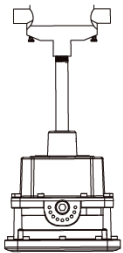
Pendant Chain
Ex - Straight Chain

TRUNNION MOUNTING (ONLY FOR A)



EX - Slip
Fitter Mounting Kit

POLE MOUNTING (VERTICAL)

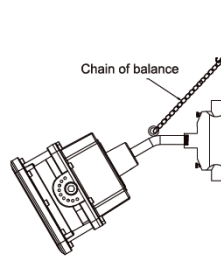


Junction Box
EX - HD51 - KB1



Pole
Ex - Straight Pipe

POLE MOUNTING (NON-VERTICAL)



Junction Box
EX - HD51 - KB1

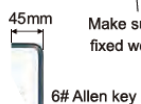
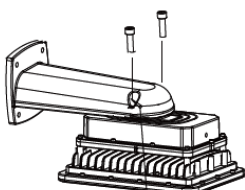


Pole
Ex - Bended Pipe



Pendant Chain
Ex - Straight Chain

STANCHION MOUNTING ON THE WALL

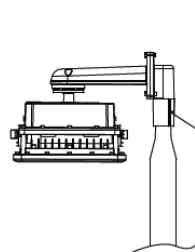


Make sure the screw is fixed well for safety.



Stanchion Arm
Ex - MArm

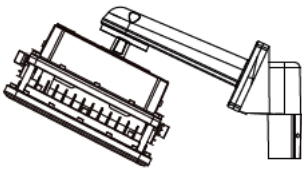
STANCHION MOUNTING ON THE POLE (90 DEGREE)



EX - 90P Support

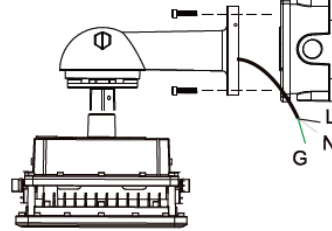
ACCESSORIES

STANCHION MOUNTING ON THE POLE (25 DEGREE)



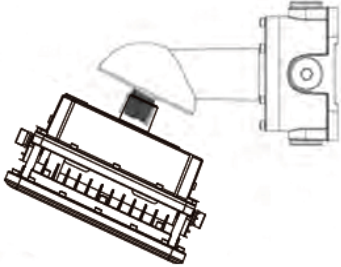
EX - 25P Support

WALL MOUNTING WITH JUNCTION BOX (90 DEGREE)



Stanchion Arm
EX - HD51 - KYD 90

WALL MOUNTING WITH JUNCTION BOX (25 DEGREE)



Stanchion Arm
EX - HD51 - KYD 25